

# London and Reading to Swindon, Cheltenham Spa, Bristol, Weston-S.M, Cardiff, Swansea and West Wales

## Mondays to Fridays

Operator Days of operation/Notes 1st Class/Reservations/Bus/Ferry Catering facilities	GW 113 113	GW A	GW B 113 113	GW C 113	GW D 113 113	GW E 113 113	GW 113 113	GW 113 113	GW F 113 113	GW 113 113	GW 113 113	GW 113 113	GW 113 113	GW 113 113	GW 113 113	GW 113 113	GW 113 113	GW 113 113
London Paddington (PAD)  d			0523		0600	0628	0630	0648		0700	0712	0729	0731	0748		0757	0818	0830
Reading (RDG)  d			0549		0627	0653	0656	0713		0725	0739	0754	0757	0813		0825	0843	0855
Didcot Parkway (DID)	d		0603		0640		0710			0739	0754		0810			0839		
Swindon (SWI)	a		0618		0655	0717	0725	0737		0753	0811	0818	0826	0838		0853	0907	0923
Swindon (SWI)	d	0603	0621	0632	0659	0720	0730	0740	0754	0756	0812	0820	0830	0840	0844	0856	0910	0925
Kemble (KEM)	d			0644			0743		0808				0843					
Stroud (STD)	d			0700			0759		0822				0859					
Stonehouse (SHU)	d			0705			0804		0827				0904					
Gloucester (GCR)  a				0716			0818		0845				0915					
Cheltenham Spa (CNM)	a			0733			0832		0902				0930					
Chippenham (CPM)	d	0619	0633		0710	0733				0809c		0832			0859	0908		0937
Melksham (MKM)	a	0628													0908			
Trowbridge (TRO)	a	0638													0918			
Westbury (WSB)	a	0646													0926			
Bath Spa (BTH)  d			0647e		0723	0747				0823e		0845c				0923g		0950
Bristol Parkway (BPW)	d	0602	0728f					0804c			0835			0904			0933	
Bristol Temple Meads (BRI)  a			0658h		0735	0805				0839		0858				0935		1002
Nailsea & Backwell (NLS)	a					0823												1018
Yatton (YAT)	a					0829												1024
Worle (WOR)	a					0835												1030
Weston Milton (WNM)	a																	
Weston-super-Mare (WSM)	a					0842												1037
Highbridge & Burnham (HIG)	a																	
Bridgwater (BWT)	a				0804													
Taunton (TAU)	a				0816													
Newport (South Wales) (NWP)	a	0624	0749					0825			0854			0922			0953	
Cardiff Central (CDF)  a		0637	0806					0839			0908			0936			1012	
Bridgend (BGN)	a	0658	0827					0901						0957				
Port Talbot Parkway (PTA)	a	0710	0839					0913						1009				
Neath (NTH)	a	0718	0847					0920						1017				
Swansea (SWA)	a	0730	0902					0932						1029				
Llanelli (LLE)  a		0756						1011										
Pembrey & Burry Port (PBY)	a	0803						1018										
Carmarthen (CMN)	a	0825						1041										

For the complete service between London, Reading and Didcot Parkway see table 121

For the complete service between Gloucester and Cheltenham Spa see table 132

For the complete service between Bath and Bristol see table 133

For the complete service between Bristol, Weston-super-Mare and Taunton see table 134

For the complete service between Newport and Cardiff see table 128

For the complete service between Cardiff, Swansea and West Wales see table 126









### NOTES (see introductory pages for explanation of train operator codes and standard symbols)

- a Arrival time
- d Departure time
- c Arrives 3 minutes earlier
- e Arrives 4 minutes earlier
- f Arrives 11 minutes earlier
- g Arrives 5 minutes earlier
- h Calls at Bristol Temple Meads before Bristol Parkway

- A To Southampton Central
- B Also calls at Filton Abbey Wood 0714
- C To Worcester Shrub Hill
- D To Penzance
- E Also calls at Keynsham 0756
- F From Salisbury to Worcester Foregate Street

# London and Reading to Swindon, Cheltenham Spa, Bristol, Weston-S.M, Cardiff, Swansea and West Wales

## Mondays to Fridays









Operator 1st Class/Reservations/Bus/Ferry Catering facilities	GW 11 11	GW 11 11	GW 11 11	GW 11 11	GW 11 11	GW 11 11	GW 11 11	GW 11 11	GW 11 11	GW 11 11	GW 11 11	GW 11 11	GW 11 11	GW 11 11	GW 11 11	GW 11 11	GW 11 11	GW 11 11	GW 11 11
London Paddington (PAD)  15 d	0832	0848	0900	0918	0930	0932	0948	1000			1016	1030	1032	1048	1100	1116	1130	1132	1148
Reading (RDG)  7 d	0858	0913	0925	0943	0955	0958	1013	1025			1041	1055	1058	1113	1125	1141	1155	1158	1213
Didcot Parkway (DID)	d	0912		0939		1011		1038			1055		1111		1138	1155		1211	
Swindon (SWI)	a	0928	0938	0954	1009	1021	1027	1040	1053		1109	1119	1127	1137	1153	1210	1220	1227	1238
Swindon (SWI)	d	0930	0940	0958	1011	1023	1030	1042	1056	1105	1112	1122	1130	1140	1155	1212	1222	1230	1240
Kemble (KEM)	d	0943					1042						1143					1243	
Stroud (STD)	d	0959					1058						1159					1259	
Stonehouse (SHU)	d	1003					1103						1203					1303	
Gloucester (GCR)  7 a	1016						1115						1216					1316	
Cheltenham Spa (CNM)	a	1031					1131						1232					1331	
Chippenham (CPM)	d			1011		1035			1108	1121		1133			1207		1234		
Melksham (MKM)	a									1130									
Trowbridge (TRO)	a									1140									
Westbury (WSB)	a									1147									
Bath Spa (BTH)  7 d			1024		1047			1122e			1146			1220		1247			
Bristol Parkway (BPW)  7 d		1005		1034			1105			1136c			1204c		1240c				1304
Bristol Temple Meads (BRI)  10 a			1036		1059			1135			1158			1235		1259			
Nailsea & Backwell (NLS)	a										1216								
Yatton (YAT)	a										1222								
Worle (WOR)	a										1228								
Weston Milton (WNM)	a																		
Weston-super-Mare (WSM)	a										1235								
Highbridge & Burnham (HIG)	a																		
Bridgwater (BWT)	a																		
Taunton (TAU)	a																		
Newport (South Wales) (NWP)	a	1024		1053			1127			1154			1223		1259			1323	
Cardiff Central (CDF)  7 a	1037		1107				1140			1210			1237		1316			1336	
Bridgend (BGN)	a	1058					1201						1258					1357	
Port Talbot Parkway (PTA)	a	1110					1213						1310					1409	
Neath (NTH)	a	1118					1220						1317					1417	
Swansea (SWA)	a	1130					1233						1330					1429	
Llanelli (LLE)  7 a							1257											1459	
Pembrey & Burry Port (PBY)	a						1304											1506	
Cardiff Central (CMN)	a						1326											1528	

**NOTES** (see introductory pages for explanation of train operator codes and standard symbols)

- a Arrival time
- d Departure time
- c Arrives 3 minutes earlier
- e Arrives 4 minutes earlier

# London and Reading to Swindon, Cheltenham Spa, Bristol, Weston-S.M, Cardiff, Swansea and West Wales

## Mondays to Fridays











Operator 1st Class/Reservations/Bus/Ferry Catering facilities	GW 11 11	GW 11 11	GW 11 11	GW 11 11	GW 11 11	GW 11 11	GW 11 11	GW 11 11	GW 11 11	GW 11 11	GW 11 11	GW 11 11	GW 11 11	GW 11 11	GW 11 11	GW 11 11	GW 11 11	GW 11 11
London Paddington (PAD)  d	1200	1213		1230	1232	1248	1300	1315	1330	1332	1348	1400	1415		1430	1432	1448	1500
Reading (RDG)  d	1225	1240		1255	1258	1313	1326	1341	1355	1358	1413	1425	1440		1455	1458	1513	1525
Didcot Parkway (DID)	d	1238	1253		1312		1339	1355		1411		1438	1453			1511		1538
Swindon (SWI)	a	1259	1308		1322	1328	1337	1354	1409	1419	1428	1437	1456	1508		1523	1528	1538
Swindon (SWI)	d	1302	1310	1314	1325	1330	1340	1357	1412	1422	1430	1440	1458	1510	1514	1525	1530	1540
Kemble (KEM)	d				1343						1443					1543		
Stroud (STD)	d				1359						1459					1559		
Stonehouse (SHU)	d				1403						1503					1603		
Gloucester (GCR)  a					1415						1516					1616		
Cheltenham Spa (CNM)	a				1431						1531					1631		
Chippenham (CPM)	d	1313		1330	1338		1409		1433			1511		1529	1537			1609
Melksham (MKM)	a			1339										1538				
Trowbridge (TRO)	a			1349										1548				
Westbury (WSB)	a			1357										1558				
Bath Spa (BTH)  d	1326			1351			1422	1446			1524			1550				1622c
Bristol Parkway (BPW)  d		1334c				1405		1436			1503		1533				1604	
Bristol Temple Meads (BRI)  a	1339			1403			1434	1458			1536				1605			1635
Nailsea & Backwell (NLS)	a			1421											1622			
Yatton (YAT)	a			1427											1628			
Worle (WOR)	a			1433											1634			
Weston Milton (WNM)	a																	
Weston-super-Mare (WSM)	a			1440											1641			
Highbridge & Burnham (HIG)	a																	
Bridgwater (BWT)	a																	
Taunton (TAU)	a																	
Newport (South Wales) (NWP)	a	1354				1423		1454			1522		1551				1623	
Cardiff Central (CDF)  a		1408				1437		1508			1536		1606				1638	
Bridgend (BGN)	a					1458					1557						1658	
Port Talbot Parkway (PTA)	a					1510					1609						1710	
Neath (NTH)	a					1517					1615						1718	
Swansea (SWA)	a					1530					1629						1730	
Llanelli (LLE)  a											1653							
Pembrey & Burry Port (PBY)	a										1700							
Carmarthen (CMN)	a										1721							

**NOTES** (see introductory pages for explanation of train operator codes and standard symbols)

- a Arrival time
- d Departure time
- c Arrives 3 minutes earlier

# London and Reading to Swindon, Cheltenham Spa, Bristol, Weston-S.M, Cardiff, Swansea and West Wales

## Mondays to Fridays


Operator Days of operation/Notes 1st Class/Reservations/Bus/Ferry Catering facilities	GW	GW	GW	GW	GW	GW	GW	GW	GW	GW	GW	GW	GW	GW	GW	GW	GW	GW	GW
	1516	1530	1532	1548	1600	1612	1618		1630	1633	1648		1700	1718	1730	1732	1748		
London Paddington (PAD)  d	1516	1530	1532	1548	1600	1612	1618		1630	1633	1648		1700	1718	1730	1732	1748		
Reading (RDG)  d	1541	1555	1558	1613	1625	1643			1655	1658u	1713		1726	1743	1755	1758u	1813		
Didcot Parkway (DID) d	1555		1611		1639	1658			1658		1712		1740	1756		1811			
Swindon (SWI) a	1611	1619	1628	1638	1653				1715	1721	1728	1737	1755	1812	1819	1827	1838		
Swindon (SWI) d	1614	1622	1630	1640	1656				1717	1723	1730	1741	1745	1757	1813	1822	1830	1841	1844
Kemble (KEM) d			1643								1743						1843		
Stroud (STD) d			1659								1759						1859		
Stonehouse (SHU) d			1703								1803						1905		
Gloucester (GCR)  a			1715								1815						1917		
Cheltenham Spa (CNM) a			1731								1831						1934		
Chippenham (CPM) d		1633			1708				1735				1800	1810		1835c			1900
Melksham (MKM) a													1809						1909
Trowbridge (TRO) a													1819						1919
Westbury (WSB) a													1826						1926
Bath Spa (BTH)  d		1647			1722e				1748c				1823		1848				
Bristol Parkway (BPW)  d	1637			1704			1728	1739a			1805c			1837			1904		
Bristol Temple Meads (BRI)  a		1659			1734				1759				1835		1900				
Nailsea & Backwell (NLS) a		1724							1824						1919				
Yatton (YAT) a		1730							1830						1925				
Worle (WOR) a		1736							1836						1931				
Weston Milton (WNM) a															1935				
Weston-super-Mare (WSM) a		1743							1842						1939				
Highbridge & Burnham (HIG) a									1854						1956				
Bridgwater (BWT) a									1901						2004				
Taunton (TAU) a									1914						2016				
Newport (South Wales) (NWP) a	1655			1722			1747				1824			1857			1923		
Cardiff Central (CDF)  a	1709			1737			1806				1837			1910			1938		
Bridgend (BGN) a				1758			1828				1858			1932			1958		
Port Talbot Parkway (PTA) a				1811			1842				1910			1948			2011		
Neath (NTH) a				1819			1851				1918			1956			2019		
Swansea (SWA) a				1834			1903				1930			2012			2034		
Llanelli (LLE)  a							1926										2104		
Pembrey & Burry Port (PBY) a							1934										2111		
Carmarthen (CMN) a							1955										2139		

**NOTES** (see introductory pages for explanation of train operator codes and standard symbols)

- a Arrival time
- d Departure time
- u Stops to pick up only
- c Arrives 3 minutes earlier
- e Arrives 4 minutes earlier

G Also calls at Kidwelly 2119 and Ferryside 2126

H To Salisbury

 Pullman restaurant car service is available when boarding at highlighted times

# London and Reading to Swindon, Cheltenham Spa, Bristol, Weston-S.M, Cardiff, Swansea and West Wales

## Mondays to Fridays

Operator Days of operation/Notes 1st Class/Reservations/Bus/Ferry Catering facilities	GW 1801 1827	GW 1818 1843	GW 1830 1855u	GW 1834 1859	GW 1848 1913	GW 1900 1927u	GW 1912 1943	GW 1918	GW 1930 1955	GW 1936 2001u	GW 1948 2013	GW 2000 2025	GW 2030 2055	GW 2034 2100	GW 2048 2113
London Paddington (PAD)  d	1801	1818	1830	1834	1848	1900	1912	1918	1930	1936	1948	2000	2030	2034	2048
Reading (RDG)  d	1827	1843	1855u	1859	1913	1927u	1943		1955	2001u	2013	2025	2055	2100	2113
Didcot Parkway (DID) d	1841	1858	1912	1928	1941	1955	1958	2017	2023	2028	2037	2038	2108	2114	2118
Swindon (SWI) a	1856	1913	1919	1928	1940	1955		2017	2023	2028	2037	2053	2123	2129	2138
Swindon (SWI) d	1858	1915	1922	1930	1942	1958	2012	2018	2026	2031	2040	2055	2058	2125	2132
Kemble (KEM) d				1943						2044		2108		2144	2148
Stroud (STD) d				1959						2100		2123		2200	2204
Stonehouse (SHU) d				2003						2104		2128		2205	2209
Gloucester (GCR)  a				2015						2116		2142		2217	2221
Cheltenham Spa (CNM) a				2033						2133		2206		2234	2238
Chippenham (CPM) d	1910		1935c		2010	2028			2038			2110	2139c		
Melksham (MKM) a						2038									
Trowbridge (TRO) a						2048									
Westbury (WSB) a						2056									
Bath Spa (BTH)  d	1923		1949c		2006c	2023		2029	2040a	2051		2123	2153c		2204
Bristol Parkway (BPW)  d		1941e									2103				
Bristol Temple Meads (BRI)  a	1935		2000		2037				2103			2136	2205		
Nailsea & Backwell (NLS) a			2021						2124				2230		
Yatton (YAT) a			2027						2130				2236		
Worle (WOR) a			2033						2136				2242		
Weston Milton (WNM) a			2037						2140						
Weston-super-Mare (WSM) a			2042						2145				2249		
Highbridge & Burnham (HIG) a															
Bridgwater (BWT) a															
Taunton (TAU) a															
Newport (South Wales) (NWP) a		2000			2024			2048			2121				2223
Cardiff Central (CDF)  a		2014			2037			2102			2138				2237
Bridgend (BGN) a		2044			2059			2123			2203				2309
Port Talbot Parkway (PTA) a		2056			2111			2139			2215				2321
Neath (NTH) a		2103			2118			2150			2223				2328
Swansea (SWA) a		2116			2131			2204			2235				2341
Llanelli (LLE)  a															
Pembrey & Burry Port (PBY) a															
Carmarthen (CMN) a															

**NOTES** (see introductory pages for explanation of train operator codes and standard symbols)









- a Arrival time
- d Departure time
- u Stops to pick up only
- c Arrives 3 minutes earlier
- e Arrives 4 minutes earlier

C To Worcester Shrub Hill

FO Fridays only

# London and Reading to Swindon, Cheltenham Spa, Bristol, Weston-S.M, Cardiff, Swansea and West Wales

## Mondays to Fridays

Operator	GW	GW	GW	GW	GW	GW	GW	GW	GW	GW	GW	GW
Days of operation/Notes	FX				FO	FX					FO	FX
1st Class/Reservations/Bus/Ferry	113	113	113		113	113	113	113	113		113	113
Catering facilities	⌚	⌚	⌚		⌚	⌚	⌚	⌚	⌚		⌚	⌚
London Paddington (PAD)  d	2048	2102	2131		2148	2148	2203	2228		2249	2249	2332
Reading (RDG)  d	2113	2127	2156		2213	2213	2228	2255		2327	2327	0004
Didcot Parkway (DID)	d	2140	2209				2241	2311		2342	2342	0019
Swindon (SWI)	a	2138	2157	2225		2237	2237	2256	2325		2358	2358
Swindon (SWI)	d	2141	2159	2227	2231	2240	2240	2258	2328	2342	0001	0037
Kemble (KEM)	d			2240						2355		
Stroud (STD)	d			2256						0010		
Stonehouse (SHU)	d			2301						0015		
Gloucester (GCR)  a				2315						0029		
Cheltenham Spa (CNM)	a			2331						0043		
Chippenham (CPM)	d	2211		2246			2310	2340				0049
Melksham (MKM)	a			2255								
Trowbridge (TRO)	a			2305								
Westbury (WSB)	a			2312								
Bath Spa (BTH)  d		2225c					2323	2353c				0103c
Bristol Parkway (BPW)  d	2204				2304	2304				0024	0024	
Bristol Temple Meads (BRI)  a		2238					2338	0006				0115
Nailsea & Backwell (NLS)	a											
Yatton (YAT)	a											
Worle (WOR)	a											
Weston Milton (WNM)	a											
Weston-super-Mare (WSM)	a											
Highbridge & Burnham (HIG)	a											
Bridgwater (BWT)	a											
Taunton (TAU)	a											
Newport (South Wales) (NWP)	a	2228			2322	2329				0042	0049	
Cardiff Central (CDF)  a	2247				2336	2346				0056	0107	
Bridgend (BGN)	a	2309			0012	0012				0117	0130	
Port Talbot Parkway (PTA)	a	2321			0024	0024				0141	0151	
Neath (NTH)	a	2328			0031	0031				0148	0158	
Swansea (SWA)	a	2341			0044	0044				0201	0211	
Llanelli (LLE)  a												
Pembrey & Burry Port (PBY)	a											
Carmarthen (CMN)	a											

**NOTES** (see introductory pages for explanation of train operator codes and standard symbols)

- a Arrival time
- d Departure time
- c Arrives 3 minutes earlier

- FO Fridays only
- FX Not Fridays

# London and Reading to Swindon, Cheltenham Spa, Bristol, Weston-S.M, Cardiff, Swansea and West Wales

## Saturdays

Operator	GW	GW	GW	GW	GW	GW	GW	GW	GW	GW	GW	GW	GW	GW	GW	GW	GW
Days of operation/Notes	A	B		C					D	E	F					G	B
1st Class/Reservations/Bus/Ferry	113	113	113	113	113	113	113	113	113	113	113	113	113	113	113	113	113
Catering facilities	113	113	113	113	113	113	113	113	113	113	113	113	113	113	113	113	113
London Paddington (PAD)  d	0600	0600			0648	0700	0730	0732	0748	0748		0800	0813	0830	0832	0848	0848
Reading (RDG)  d	0625	0625			0713	0725	0755	0758	0813	0815		0825	0840	0855	0858	0913	0913
Didcot Parkway (DID) d	0638	0638				0739		0811				0838	0855		0911		
Swindon (SWI) a	0654	0654			0738	0754	0820	0828	0838	0839		0854	0913	0921	0928	0938	0938
Swindon (SWI) d	0656	0656	0730		0740	0756	0821	0830	0840	0841	0844	0856	0914	0923	0930	0940	0940
Kemble (KEM) d			0743					0843							0943		
Stroud (STD) d			0758					0859							0959		
Stonehouse (SHU) d			0803					0904							1003		
Gloucester (GCR)  a			0814					0916							1016		
Cheltenham Spa (CNM) a			0830					0931							1031		
Chippenham (CPM) d	0708	0708				0809c	0833					0859	0908		0936		
Melksham (MKM) a												0908					
Trowbridge (TRO) a												0918					
Westbury (WSB) a												0925					
Bath Spa (BTH)  d	0721	0721				0823c	0846					0922c		0950c			
Bristol Parkway (BPW)  d				0725	0804				0904c	0904			0937a			1008e	1008e
Bristol Temple Meads (BRI)  a	0733	0735				0835	0902					0936		1002			
Nailsea & Backwell (NLS) a																	
Yatton (YAT) a							0918							1021			
Worle (WOR) a																	
Weston Milton (WNM) a																	
Weston-super-Mare (WSM) a							0930							1032			
Highbridge & Burnham (HIG) a														1045			
Bridgwater (BWT) a														1053			
Taunton (TAU) a	0807													1105			
Newport (South Wales) (NWP) a				0744	0822				0922	0922						1026	1026
Cardiff Central (CDF)  a				0758	0837				0936	0936						1040	1040
Bridgend (BGN) a				0824	0859				0957	0957						1101	1101
Port Talbot Parkway (PTA) a				0837	0911				1009	1009						1113	1113
Neath (NTH) a				0845	0918				1017	1017						1121	1121
Swansea (SWA) a				0902	0931				1030	1030						1133	1133
Llanelli (LLE)  a					0956											1158	1158
Pembrey & Burry Port (PBY) a					1003											1205	1205
Carmarthen (CMN) a					1025											1227	1227
Whitland (WTL) a																1249	
Tenby (TEN) a																1317	
Pembroke Dock (PMD) a																1350	

**NOTES** (see introductory pages for explanation of train operator codes and standard symbols)

- a Arrival time
- d Departure time
- c Arrives 3 minutes earlier
- e Arrives 6 minutes earlier

- A Runs until 12 September. To Penzance
- B Runs from 19 September
- C Also calls at Filton Abbey Wood 0710
- D Runs until 3 October
- E Runs from 10 October
- F To Weymouth until 12 September. To Westbury from 19 September
- G Runs until 12 September. Also calls at Saundersfoot 1309, Manorbier 1329 and Pembroke 1342

# London and Reading to Swindon, Cheltenham Spa, Bristol, Weston-S.M, Cardiff, Swansea and West Wales

## Saturdays

Operator Days of operation/Notes 1st Class/Reservations/Bus/Ferry Catering facilities	GW H 113	GW 113 113	GW 113 113	GW 113 113	GW 113 113	GW 113 113	GW 113 113	GW 113 113	GW 113 113	GW J 113 113	GW 113 113	GW 113 113	GW 113 113	GW 113 113	GW 113 113	GW 113 113	GW 113 113
London Paddington (PAD)  d		0900	0915	0930	0932	0948	1000		1013	1030	1032	1045	1048	1100	1118	1130	1132
Reading (RDG)  d		0925	0942	0955u	0958	1013	1025u		1040	1055u	1058u	1110	1113	1125u	1145	1155	1158
Didcot Parkway (DID)	d	0939	0956		1012		1039		1054		1111			1139	1159		1211
Swindon (SWI)	a	0954	1015	1020	1029	1038	1054		1113	1120	1128		1143	1155	1217	1221	1228
Swindon (SWI)	d	0944	0956		1022	1031	1040	1056	1105		1122	1130		1145	1157		1223
Kemble (KEM)	d				1044						1143						1243
Stroud (STD)	d				1059						1159						1259
Stonehouse (SHU)	d				1104						1203						1303
Gloucester (GCR)  a					1116						1216						1316
Cheltenham Spa (CNM)	a				1131						1231						1331
Chippenham (CPM)	d	1000f	1008		1034			1108	1121		1134		1147		1210		1235
Melksham (MKM)	a								1130								
Trowbridge (TRO)	a								1140								
Westbury (WSB)	a								1148								
Bath Spa (BTH)  d	1016f	1023f		1048c			1123f			1149f		1200		1223		1248	
Bristol Parkway (BPW)	d					1104							1208				
Bristol Temple Meads (BRI)  a	1030	1035		1100			1135			1204		1212		1235		1300	
Nailsea & Backwell (NLS)	a																
Yatton (YAT)	a																
Worle (WOR)	a																
Weston Milton (WNM)	a																
Weston-super-Mare (WSM)	a											1235				1330	
Highbridge & Burnham (HIG)	a																
Bridgwater (BWT)	a																
Taunton (TAU)	a																
Newport (South Wales) (NWP)	a						1122						1226				
Cardiff Central (CDF)  a							1140						1240				
Bridgend (BGN)	a						1202						1300				
Port Talbot Parkway (PTA)	a						1214						1313				
Neath (NTH)	a						1221						1320				
Swansea (SWA)	a						1234						1333				
Llanelli (LLE)  a													1357				
Pembrey & Burry Port (PBY)	a												1404				
Carmarthen (CMN)	a												1426				
Whitland (WTL)	a																
Tenby (TEN)	a																
Pembroke Dock (PMD)	a																

**NOTES** (see introductory pages for explanation of train operator codes and standard symbols)

- a Arrival time
- d Departure time
- u Stops to pick up only
- c Arrives 3 minutes earlier
- f Arrives 4 minutes earlier

- H From Cheltenham Spa
- J To Exeter St Davids



# London and Reading to Swindon, Cheltenham Spa, Bristol, Weston-S.M, Cardiff, Swansea and West Wales

## Saturdays

Operator 1st Class/Reservations/Bus/Ferry Catering facilities	GW 11 12	GW 11 12	GW 11 12	GW 11 12	GW 11 12	GW 11 12	GW 11 12	GW 11 12	GW 11 12	GW 11 12	GW 11 12	GW 11 12	GW 11 12	GW 11 12	GW 11 12	GW 11 12	GW 11 12
London Paddington (PAD)  d	1148	1200		1213	1230	1232	1248	1300	1315	1330	1332	1348	1400		1430	1433	1448
Reading (RDG)  d	1213	1225		1240	1255	1258	1313	1326	1342	1355	1358	1413	1425		1455	1458	1513
Didcot Parkway (DID)		1239		1256		1311		1341	1356		1411		1439			1511	
Swindon (SWI) a	1238	1255		1314	1321	1328	1338	1357	1415	1420	1428	1438	1454		1520	1528	1538
Swindon (SWI) d	1240	1258	1313	1318	1325	1330	1340	1359		1422	1430	1440	1458	1514	1524	1530	1540
Kemble (KEM) d						1343					1443					1543	
Stroud (STD) d						1359					1459					1559	
Stonehouse (SHU) d						1403					1503					1603	
Gloucester (GCR)  a						1416					1516					1616	
Cheltenham Spa (CNM) a						1431					1531					1631	
Chippenham (CPM) d		1310	1329		1337			1411		1434			1510	1530	1536		
Melksham (MKM) a			1338											1539			
Trowbridge (TRO) a			1348											1548			
Westbury (WSB) a			1355											1558			
Bath Spa (BTH)  d		1323			1351c			1425c		1448c			1523		1552g		
Bristol Parkway (BPW)  d	1304			1343			1404					1503					1604
Bristol Temple Meads (BRI)  a		1335			1403			1437		1500			1535		1605		
Nailsea & Backwell (NLS) a										1515							
Yatton (YAT) a					1420					1520							
Worle (WOR) a																	
Weston Milton (WNM) a																	
Weston-super-Mare (WSM) a					1432					1532					1631		
Highbridge & Burnham (HIG) a																	
Bridgwater (BWT) a																	
Taunton (TAU) a																	
Newport (South Wales) (NWP) a	1322			1402			1423					1521					1623
Cardiff Central (CDF)  a	1337			1417			1437					1536					1637
Bridgend (BGN) a	1358						1459					1556					1659
Port Talbot Parkway (PTA) a	1410						1511					1608					1711
Neath (NTH) a	1417						1519					1616					1718
Swansea (SWA) a	1430						1534					1628					1732
Llanelli (LLE)  a							1558										1756
Pembrey & Burry Port (PBY) a							1605										1804
Carmarthen (CMN) a							1627										1830
Whitland (WTL) a																	
Tenby (TEN) a																	
Pembroke Dock (PMD) a																	

**NOTES** (see introductory pages for explanation of train operator codes and standard symbols)

- a Arrival time
- d Departure time
- c Arrives 3 minutes earlier
- g Arrives 5 minutes earlier

# London and Reading to Swindon, Cheltenham Spa, Bristol, Weston-S.M, Cardiff, Swansea and West Wales

## Saturdays

Operator 1st Class/Reservations/Bus/Ferry Catering facilities	GW 11 12	GW 11 12	GW 11 12	GW 11 12	GW 11 12	GW 11 12	GW 11 12	GW 11 12	GW 11 12	GW 11 12	GW 11 12	GW 11 12	GW 11 12	GW 11 12	GW 11 12	GW 11 12	GW 11 12
London Paddington (PAD)  15 d	1500	1513	1530		1548	1600	1616	1630	1633		1648	1700	1718	1730	1732	1748	1800
Reading (RDG)  7 d	1525	1540	1555		1613	1625	1642	1655	1658		1713	1725	1743	1755	1758u	1813	1825
Didcot Parkway (DID)	d	1539	1555	1608		1639	1655		1712			1739	1757		1811		1839
Swindon (SWI)	a	1554	1613	1624		1639	1656	1711	1720	1728		1738	1754	1812	1820	1828	1839
Swindon (SWI)	d	1557	1614	1626	1630	1641	1658	1712	1722	1730	1735	1740	1756	1814	1822	1830	1840
Kemble (KEM)	d				1643					1743						1843	
Stroud (STD)	d				1659					1759						1859	
Stonehouse (SHU)	d				1703					1803						1904	
Gloucester (GCR)  7 a					1716					1816						1916	
Cheltenham Spa (CNM)	a				1731					1831						1931	
Chippenham (CPM)	d	1609		1638			1710		1734		1751		1808		1835c		1909
Melksham (MKM)	a										1800						
Trowbridge (TRO)	a										1810						
Westbury (WSB)	a										1818						
Bath Spa (BTH)  7 d	1623c		1653f			1723		1748				1825e		1848			1924f
Bristol Parkway (BPW)	d		1637a		1704		1737c					1804		1837		1904	
Bristol Temple Meads (BRI)  10 a	1635		1705			1736		1800				1838		1900			1936
Nailsea & Backwell (NLS)	a		1723					1814						1914			
Yatton (YAT)	a		1729					1820						1919			
Worle (WOR)	a		1735											1925			
Weston Milton (WNM)	a																
Weston-super-Mare (WSM)	a		1742					1831						1933			
Highbridge & Burnham (HIG)	a							1843									
Bridgwater (BWT)	a							1851									
Taunton (TAU)	a							1903									
Newport (South Wales) (NWP)	a				1722		1755				1822		1855			1924	
Cardiff Central (CDF)  7 a					1737		1810				1837		1910			1939	
Bridgend (BGN)	a				1758						1858		1938			1959	
Port Talbot Parkway (PTA)	a				1810						1910		1950			2011	
Neath (NTH)	a				1817						1918		1958			2019	
Swansea (SWA)	a				1830						1933		2011			2031	
Llanelli (LLE)  7 a													2035				
Pembrey & Burry Port (PBY)	a												2042				
Carmarthen (CMN)	a												2104				
Whitland (WTL)	a																
Tenby (TEN)	a																
Pembroke Dock (PMD)	a																

**NOTES** (see introductory pages for explanation of train operator codes and standard symbols)

- a Arrival time
- d Departure time
- u Stops to pick up only
- c Arrives 3 minutes earlier
- e Arrives 6 minutes earlier
- f Arrives 4 minutes earlier

# London and Reading to Swindon, Cheltenham Spa, Bristol, Weston-S.M, Cardiff, Swansea and West Wales

## Saturdays

Operator Days of operation/Notes 1st Class/Reservations/Bus/Ferry Catering facilities	GW 113 113	GW 113 113	GW 113 113	GW 113 113	GW 113 113	GW 113 113	GW 113 113	GW 113 113	GW 113 113	GW 113 113	GW 113 113	GW 113 113	GW 113 113	GW 113 113	GW 113 113	GW 113 113	GW 113 113
London Paddington (PAD)  d	1818	1828	1830	1832	1848		1900	1918	1930	1932	1948	2000		2013		2030	2048
Reading (RDG)  d	1843	1853u	1856	1900	1913		1925	1943	1955	1958u	2013	2025		2040		2056	2113
Didcot Parkway (DID)	d	1857		1916			1939	1957		2011		2038		2055		2111	
Swindon (SWI)	a	1912		1923	1935	1939		1957	2012	2020	2028	2038	2054	2114		2127	2138
Swindon (SWI)	d	1914	1925u	1925		1941	1944	1959	2014	2022	2030	2041	2055	2110		2125	2129
Kemble (KEM)	d		1938								2043					2138	
Stroud (STD)	d		1954								2059					2153	
Stonehouse (SHU)	d		1959								2103					2158	
Gloucester (GCR)  a			2016								2116					2211	
Cheltenham Spa (CNM)	a		2031								2131					2231	
Chippenham (CPM)	d			1937			1959	2011		2034			2107	2125		2142c	
Melksham (MKM)	a					2008								2134			
Trowbridge (TRO)	a					2018								2144			
Westbury (WSB)	a					2029								2152			
Bath Spa (BTH)	d			1950			2025c		2049c			2120				2155	
Bristol Parkway (BPW)	d	1938				2004		2038			2105						2205c
Bristol Temple Meads (BRI)	a			2002			2037			2102			2132			2206	
Nailsea & Backwell (NLS)	a			2020						2115						2221s	
Yatton (YAT)	a			2025						2120						2226s	
Worle (WOR)	a			2032						2126						2232s	
Weston Milton (WNM)	a									2131							
Weston-super-Mare (WSM)	a			2038						2134						2239s	
Highbridge & Burnham (HIG)	a			2050						2146						2251s	
Bridgwater (BWT)	a			2058						2154						2258s	
Taunton (TAU)	a			2110						2206						2310	
Newport (South Wales) (NWP)	a	1956				2022		2056			2123						2223
Cardiff Central (CDF)  a		2010				2037		2111			2137						2241
Bridgend (BGN)	a	2031				2058		2133			2159						2309
Port Talbot Parkway (PTA)	a	2043				2110		2145			2211						2321
Neath (NTH)	a	2050				2117		2152			2218						2329
Swansea (SWA)	a	2104				2130		2205			2231						2343
Llanelli (LLE)  a																	
Pembrey & Burry Port (PBY)	a																
Cardiff Central (CMN)	a																
Whitland (WTL)	a																
Tenby (TEN)	a																
Pembroke Dock (PMD)	a																

**NOTES** (see introductory pages for explanation of train operator codes and standard symbols)

- a Arrival time
- d Departure time
- s Stops to set down only
- u Stops to pick up only
- c Arrives 3 minutes earlier

- B** Runs from 19 September
- J** To Exeter St Davids

# London and Reading to Swindon, Cheltenham Spa, Bristol, Weston-S.M, Cardiff, Swansea and West Wales

## Saturdays

Operator Days of operation/Notes 1st Class/Reservations/Bus/Ferry Catering facilities	GW <b>K</b>	GW <b>113</b> <b>113</b>	GW <b>113</b> <b>113</b>	GW <b>113</b> <b>113</b>	GW <b>113</b> <b>113</b>	GW <b>113</b> <b>113</b>
London Paddington (PAD) <b>113</b> d		2130		2202	2230	2330
Reading (RDG) <b>7</b> d		2155		2227	2256	0005u
Didcot Parkway (DID) d		2209		2240	2309	0020
Swindon (SWI) a		2224		2256	2325	0037
Swindon (SWI) d <b>2212</b>		2226	2239	2257	2326	0038
Kemble (KEM) d			2252			
Stroud (STD) d			2307			
Stonehouse (SHU) d			2312			
Gloucester (GCR) <b>7</b> a			2326			
Cheltenham Spa (CNM) a						
Chippenham (CPM) d <b>2228</b>		2238			2338	0050
Melksham (MKM) a <b>2237</b>						
Trowbridge (TRO) a <b>2246</b>						
Westbury (WSB) a <b>2255</b>						
Bath Spa (BTH) <b>7</b> d		2251c			2351	0103
Bristol Parkway (BPW) <b>7</b> d			2319a			
Bristol Temple Meads (BRI) <b>10</b> a		2303			0003	0115
Nailsea & Backwell (NLS) a						
Yatton (YAT) a						
Worle (WOR) a						
Weston Milton (WNM) a						
Weston-super-Mare (WSM) a						
Highbridge & Burnham (HIG) a						
Bridgwater (BWT) a						
Taunton (TAU) a						
Newport (South Wales) (NWP) a						
Cardiff Central (CDF) <b>7</b> a						
Bridgend (BGN) a						
Port Talbot Parkway (PTA) a						
Neath (NTH) a						
Swansea (SWA) a						
Llanelli (LLE) <b>7</b> a						
Pembrey & Burry Port (PBY) a						
Carmarthen (CMN) a						
Whitland (WTL) a						
Tenby (TEN) a						
Pembroke Dock (PMD) a						









**NOTES** (see introductory pages for explanation of train operator codes and standard symbols)

- a** Arrival time
- d** Departure time
- u** Stops to pick up only
- c** Arrives 3 minutes earlier

**K** Runs until 12 September

# London and Reading to Swindon, Cheltenham Spa, Bristol, Weston-S.M, Cardiff, Swansea and West Wales

## Sundays

Operator Days of operation/Notes 1st Class/Reservations/Bus/Ferry Catering facilities	GW 113 113	GW 113 113	GW 113 113	GW 113 113	GW 113 113	GW 113 113	GW 113 113	GW 113 113	GW 113 113	GW 113 113	GW 113 113	GW 113 113	GW 113 113	GW 113 113	GW 113 113	GW 113 113	GW 113 113
London Paddington (PAD)  d		0759			0833	0900		0935		1013			1030		1045	1113	
Reading (RDG)  d		0824			0859	0929		1000		1040			1055		1110	1140	
Didcot Parkway (DID)	d	0840			0914	0950		1013		1055			1108			1154	
Swindon (SWI)	a	0855			0929	1004		1028		1113			1125		1135	1212	
Swindon (SWI)	d	0857	0908	0921	0932	1006	1017	1031	1053	1115	1124	1124	1125	1132	1138	1216	1218
Kemble (KEM)	d			0932			1029				1137	1137					1230
Stroud (STD)	d			0947			1044				1151	1151					1245
Stonehouse (SHU)	d			0951			1049				1155	1157					1248
Gloucester (GCR)  a				1007			1100				1212	1215					1303
Cheltenham Spa (CNM)	a			1023			1116				1224	1226					1319
Chippenham (CPM)	d	0908	0923			1017			1108				1137	1147			
Melksham (MKM)	a		0932											1156			
Trowbridge (TRO)	a		0941											1206			
Westbury (WSB)	a		0949											1214			
Bath Spa (BTH)  d		0920				1030			1123				1150				
Bristol Parkway (BPW)  d	0858				0956			1055		1142a					1201	1241a	
Bristol Temple Meads (BRI)  a		0931				1043			1136				1202				
Nailsea & Backwell (NLS)	a												1214				
Yatton (YAT)	a					1058							1220				
Worle (WOR)	a												1225				
Weston Milton (WNM)	a																
Weston-super-Mare (WSM)	a					1109							1236				
Highbridge & Burnham (HIG)	a																
Bridgwater (BWT)	a																
Taunton (TAU)	a																
Newport (South Wales) (NWP)	a	0924			1014			1114							1220		
Cardiff Central (CDF)  a		0942			1029			1128							1234		
Bridgend (BGN)	a	1003			1050			1149							1254		
Port Talbot Parkway (PTA)	a	1015			1102			1201							1307		
Neath (NTH)	a	1023			1109			1209							1314		
Swansea (SWA)	a	1035			1122			1221							1329		
Llanelli (LLE)  a								1248									
Pembrey & Burry Port (PBY)	a							1255									
Carmarthen (CMN)	a							1316									

**NOTES** (see introductory pages for explanation of train operator codes and standard symbols)

- a** Arrival time
- d** Departure time
- A** Runs until 13 September
- B** Runs from 20 September
- C** To Weymouth until 8 November. To Westbury from 15 November

# London and Reading to Swindon, Cheltenham Spa, Bristol, Weston-S.M, Cardiff, Swansea and West Wales

## Sundays

Operator Days of operation/Notes 1st Class/Reservations/Bus/Ferry Catering facilities	GW 1130 1145	GW 1145 1210	GW 1213 1240	GW 1230 1255	GW 1245 1310	GW 1312 1339	GW 1330 1345	GW 1340 1400	GW 1413 1439	GW 1430 1445	GW 1445 1510					
London Paddington (PAD)  d	1130	1145	1213		1230		1245	1312		1330	1345	1400	1413		1430	1445
Reading (RDG)  d	1155	1210	1240		1255		1310	1339		1355	1410	1424	1439		1455	1510
Didcot Parkway (DID)	d	1208		1254		1308		1353		1408			1453		1508	
Swindon (SWI)	a	1225	1235	1312		1325	1335	1412		1425	1435		1512		1525	1534
Swindon (SWI)	d	1225	1238	1314	1324	1325	1332	1338		1424	1424	1425	1438		1514	1524
Kemble (KEM)	d			1336					1437	1437					1524	1536
Stroud (STD)	d			1355e					1451	1455f					1555e	
Stonehouse (SHU)	d			1359					1459f	1459					1559	
Gloucester (GCR)  a				1414					1514	1514					1614	
Cheltenham Spa (CNM)	a			1431											1629	
Chippenham (CPM)	d	1237			1337	1347				1436		1501			1537	
Melksham (MKM)	a				1356											
Trowbridge (TRO)	a				1404											
Westbury (WSB)	a				1412											
Bath Spa (BTH)  d	1250				1350					1450c		1514			1550c	
Bristol Parkway (BPW)  d		1301	1336a			1401				1501			1539c			1601
Bristol Temple Meads (BRI)  a	1305				1402					1505		1525			1602	
Nailsea & Backwell (NLS)	a															
Yatton (YAT)	a															
Worle (WOR)	a															
Weston Milton (WNM)	a															
Weston-super-Mare (WSM)	a															
Highbridge & Burnham (HIG)	a															
Bridgwater (BWT)	a															
Taunton (TAU)	a															
Newport (South Wales) (NWP)	a		1320				1420			1525			1558			1620
Cardiff Central (CDF)  a		1334					1435			1540			1612			1634
Bridgend (BGN)	a		1354				1454			1601						1654
Port Talbot Parkway (PTA)	a		1407				1507			1613						1709
Neath (NTH)	a		1414				1514			1620						1716
Swansea (SWA)	a		1428				1529			1633						1731
Llanelli (LLE)  a		1452								1656						
Pembrey & Burry Port (PBY)	a		1459							1703						
Carmarthen (CMN)	a		1520							1725						

**NOTES** (see introductory pages for explanation of train operator codes and standard symbols)

- a Arrival time
- d Departure time
- c Arrives 3 minutes earlier
- e Arrives 5 minutes earlier
- f Arrives 4 minutes earlier

- A Runs until 13 September
- B Runs from 20 September
- D To Weymouth

# London and Reading to Swindon, Cheltenham Spa, Bristol, Weston-S.M, Cardiff, Swansea and West Wales

## Sundays

Operator Days of operation/Notes 1st Class/Reservations/Bus/Ferry Catering facilities	GW E	GW	GW	GW 113 113	GW	GW 113 113	GW	GW	GW	GW 113 113	GW 113 113	GW F	GW	GW 113 113	GW 113 113	GW 113 113	GW
London Paddington (PAD)  15 d		1453	1513	1530		1545	1553	1613		1630	1645		1653	1730	1733	1745	1753
Reading (RDG)  7 d		1520	1540	1555		1610	1620	1640		1655u	1710		1720	1755u	1758	1810	1819
Didcot Parkway (DID)	d	1534	1554	1608		1634	1654			1708			1734		1811		1833
Swindon (SWI)	a	1553	1613	1625		1635	1653	1712		1725	1735		1753	1820	1828	1835	1853
Swindon (SWI)	d	1544		1625	1625	1638		1714	1724	1725	1738	1744		1822	1828	1838	
Kemble (KEM)	d				1636				1736						1840		
Stroud (STD)	d				1654f				1755e						1855		
Stonehouse (SHU)	d				1657				1759						1859		
Gloucester (GCR)  7 a					1713				1815						1913		
Cheltenham Spa (CNM)	a				1728				1828						1929		
Chippenham (CPM)	d	1559		1637						1737		1759		1833			
Melksham (MKM)	a	1608										1808					
Trowbridge (TRO)	a	1618										1818					
Westbury (WSB)	a	1625										1825					
Bath Spa (BTH)  7 d				1650c						1750c				1846			
Bristol Parkway (BPW)  7 d					1701			1737a			1801					1901	
Bristol Temple Meads (BRI)  10 a				1705						1802				1859			
Nailsea & Backwell (NLS)	a																
Yatton (YAT)	a																
Worle (WOR)	a																
Weston Milton (WNM)	a																
Weston-super-Mare (WSM)	a																
Highbridge & Burnham (HIG)	a																
Bridgwater (BWT)	a																
Taunton (TAU)	a																
Newport (South Wales) (NWP)	a					1727						1820				1920	
Cardiff Central (CDF)  7 a						1740						1834				1934	
Bridgend (BGN)	a					1801						1854				1956	
Port Talbot Parkway (PTA)	a					1814						1907				2007	
Neath (NTH)	a					1821						1914				2014	
Swansea (SWA)	a					1834						1930				2029	
Llanelli (LLE)  7 a																	
Pembrey & Burry Port (PBY)	a																
Carmarthen (CMN)	a																

**NOTES** (see introductory pages for explanation of train operator codes and standard symbols)

- a Arrival time
- d Departure time
- u Stops to pick up only
- c Arrives 3 minutes earlier
- e Arrives 5 minutes earlier
- f Arrives 4 minutes earlier

- E To Frome
- F To Salisbury

# London and Reading to Swindon, Cheltenham Spa, Bristol, Weston-S.M, Cardiff, Swansea and West Wales

## Sundays

Operator 1st Class/Reservations/Bus/Ferry Catering facilities	GW	GW 113 25	GW	GW 113 25	GW	GW	GW 113 25	GW	GW	GW 113 25	GW 113 25	GW	GW 113 25	GW 113 25	GW 113 25	GW 113 25	GW 113 25
London Paddington (PAD)  15 d	1813	1830		1845		1853	1900	1913		1930	1945	2005	2030			2045	2130
Reading (RDG)  d	1840	1855u		1910		1920	1925	1940		1955	2010	2032	2055			2110	2155
Didcot Parkway (DID)	d	1854	1908			1934		1954		2008		2046				2122	2208
Swindon (SWI)	a	1914	1925		1935	1954		2014		2025	2035	2106	2120			2137	2225
Swindon (SWI)	d		1925	1925	1938	1943			2024	2025	2038		2122	2130	2134	2138	2225
Kemble (KEM)	d			1936					2037					2143			
Stroud (STD)	d			1955f					2055f					2158			
Stonehouse (SHU)	d			2000					2059					2202			
Gloucester (GCR)  a				2016					2115					2218			
Cheltenham Spa (CNM)	a			2029					2125					2233			
Chippenham (CPM)	d		1937			1959	2008			2036			2133		2149		2237
Melksham (MKM)	a					2008									2158		
Trowbridge (TRO)	a					2018									2209		
Westbury (WSB)	a					2025									2216		
Bath Spa (BTH)  d		1950					2021			2048			2146				2250c
Bristol Parkway (BPW)  d				2001							2101					2204c	
Bristol Temple Meads (BRI)  a		2002					2033			2102			2158				2302
Nailsea & Backwell (NLS)	a	2018											2214				
Yatton (YAT)	a	2024											2219				
Worle (WOR)	a	2030											2224				
Weston Milton (WNM)	a												2230				
Weston-super-Mare (WSM)	a	2040											2236				
Highbridge & Burnham (HIG)	a																
Bridgwater (BWT)	a																
Taunton (TAU)	a																
Newport (South Wales) (NWP)	a			2020							2120					2222	
Cardiff Central (CDF)  a				2034							2134					2234	
Bridgend (BGN)	a			2054							2154					2254	
Port Talbot Parkway (PTA)	a			2107							2207					2307	
Neath (NTH)	a			2114							2214					2314	
Swansea (SWA)	a			2127							2227					2329	
Llanelli (LLE)  a																	
Pembrey & Burry Port (PBY)	a																
Cardiff Central (CDF)	a																

**NOTES** (see introductory pages for explanation of train operator codes and standard symbols)

- a Arrival time
- d Departure time
- u Stops to pick up only
- c Arrives 3 minutes earlier
- f Arrives 4 minutes earlier



# London and Reading to Swindon, Cheltenham Spa, Bristol, Weston-S.M, Cardiff, Swansea and West Wales

## Sundays

Operator 1st Class/Reservations/Bus/Ferry Catering facilities	GW 11 12	GW 11 12	GW 11 12	GW 11 12	GW 11 12
London Paddington (PAD)  15 d	2145	2215		2244	2333
Reading (RDG)  d	2210	2240		2315	0016
Didcot Parkway (DID)	2222	2253		2330s	0030s
Swindon (SWI) a	2237	2308		2348s	0048s
Swindon (SWI) d	2238	2310	2313		
Kemble (KEM) d			2325		
Stroud (STD) d			2340		
Stonehouse (SHU) d			2344		
Gloucester (GCR)  a			2359		
Cheltenham Spa (CNM) a			0010		
Chippenham (CPM) d		2322		0002s	0100s
Melksham (MKM) a					
Trowbridge (TRO) a					
Westbury (WSB) a					
Bath Spa (BTH)  d		2335		0012s	0112s
Bristol Parkway (BPW)  d	2304c			0043a	
Bristol Temple Meads (BRI)  a		2347		0028g	0126
Nailsea & Backwell (NLS) a					
Yatton (YAT) a					
Worle (WOR) a					
Weston Milton (WNM) a					
Weston-super-Mare (WSM) a					
Highbridge & Burnham (HIG) a					
Bridgwater (BWT) a					
Taunton (TAU) a					
Newport (South Wales) (NWP) a	2322				
Cardiff Central (CDF)  a	2334				
Bridgend (BGN) a	2354				
Port Talbot Parkway (PTA) a	0007				
Neath (NTH) a	0015				
Swansea (SWA) a	0030				
Llanelli (LLE)  a					
Pembrey & Burry Port (PBY) a					
Cardiff Central (CMN) a					

**NOTES** (see introductory pages for explanation of train operator codes and standard symbols)

- a Arrival time
- d Departure time
- s Stops to set down only
- c Arrives 3 minutes earlier
- g Calls to Bristol Temple Meads before Bristol Parkway. Stops to set down only

# West Wales, Swansea, Cardiff, Weston-S.M, Bristol, Cheltenham Spa and Swindon to Reading and London

## Mondays to Fridays

Operator Days of operation/Notes 1st Class/Reservations/Bus/Ferry Catering facilities	GW 113 113	GW A 113 113	GW 113 113	GW 113 113	GW 113 113	GW 113 113	GW 113 113	GW 113 113	GW 113 113	GW 113 113	GW B 113 113	GW 113 113	GW 113 113	GW 113 113	GW 113 113	GW 113 113	GW 113 113
Carmarthen (CMN)	d																
Pembrey & Burry Port (PBY)	d																
Llanelli (LLE)	7 d																
Swansea (SWA)	d			0346		0458			0529			0557			0626		
Neath (NTH)	d			0358		0510			0541			0609			0638		
Port Talbot Parkway (PTA)	d			0405		0517			0548			0616			0645		
Bridgton (BGN)	d			0425		0530			0601			0629			0658		
Cardiff Central (CDF)	7 d			0507		0553			0624			0651			0723		
Newport (South Wales) (NWP)	d			0525		0606			0637			0704			0737		
Taunton (TAU)	d																0654
Bridgwater (BWT)	d																0705
Highbridge & Burnham (HIG)	d																0713
Weston-super-Mare (WSM)	d									0624				0651			0724
Weston Milton (WNM)	d									0628				0655			
Worle (WOR)	d									0632				0659			0730
Yatton (YAT)	d									0638				0705			0736
Nailsea & Backwell (NLS)	d									0644				0711			0742
Bristol Temple Meads (BRI)	10 d	0453		0523		0547			0630		0700			0730			0800
Bristol Parkway (BPW)	7 d	0503			0552		0628			0659		0729e			0759		
Bath Spa (BTH)	7 d			0535		0602c			0643		0713			0743			0813
Westbury (WSB)	d										0705						0745
Trowbridge (TRO)	d										0712						0752
Melksham (MKM)	d										0721						0802
Chippenham (CPM)	d			0549		0615			0656		0726	0731			0756		0812
Cheltenham Spa (CNM)	d							0553						0648			
Gloucester (GCR)	7 d		0511					0610						0705			
Stonehouse (SHU)	d		0522					0622						0719			
Stroud (STD)	d		0527					0627						0725			
Kemble (KEM)	d		0541					0642						0741			
Swindon (SWI)	a	0526	0555	0601	0615	0627	0651	0655	0708	0721	0738	0748	0751	0754	0808	0822	0834
Swindon (SWI)	d	0528		0603	0618	0629	0653	0657	0710	0723	0740		0753	0758	0810	0825	0840
Didcot Parkway (DID)	d	0546		0620	0636	0646		0714	0727				0810		0827		0857
Reading (RDG)	7 a	0558		0632	0648	0658	0718	0726	0740	0748			0822	0826	0839		0910
London Paddington (PAD)	15 a	0629		0657	0716	0726	0744	0757	0809	0816	0829		0851	0855	0905	0912	0934

**NOTES** (see introductory pages for explanation of train operator codes and standard symbols)

- a Arrival time
- d Departure time
- c Arrives 4 minutes earlier
- e Arrives 3 minutes earlier

- A To Southampton Central
- B From Salisbury to Worcester Foregate Street

# West Wales, Swansea, Cardiff, Weston-S.M, Bristol, Cheltenham Spa and Swindon to Reading and London

## Mondays to Fridays

Operator Days of operation/Notes 1st Class/Reservations/Bus/Ferry Catering facilities	GW	GW C	GW	GW	GW	GW	GW	GW	GW D	GW	GW	GW	GW	GW	GW	GW	GW
	113 11	113 11	113 11	113 11	113 11	113 11	113 11	113 11	113 11	113 11	113 11	113 11	113 11	113 11	113 11	113 11	113 11
Carmarthen (CMN)	d								0723								
Pembrey & Burry Port (PBY)	d								0749								
Llanelli (LLE)	7 d								0756								
Swansea (SWA)	d	0654			0718	0744			0823						0922		
Neath (NTH)	d	0706			0730	0756			0835						0934		
Port Talbot Parkway (PTA)	d	0713			0737	0803			0842						0941		
Bridgend (BGN)	d	0726			0750	0816			0855						0954		
Cardiff Central (CDF)	7 d	0749			0818	0838			0919			0949			1018		1050
Newport (South Wales) (NWP)	d	0804			0831	0851			0933			1002			1034		1103
Taunton (TAU)	d			0723													
Bridgwater (BWT)	d			0734													
Highbridge & Burnham (HIG)	d			0741													
Weston-super-Mare (WSM)	d			0754								0929					
Weston Milton (WNM)	d			0757													
Worle (WOR)	d			0802								0935					
Yatton (YAT)	d			0808								0941					
Nailsea & Backwell (NLS)	d			0814								0947					
Bristol Temple Meads (BRI)	10 d			0830			0900		0930			1000			1030	1100	
Bristol Parkway (BPW)	7 d	0826			0855	0915			0956			1024			1055		1125
Bath Spa (BTH)	7 d			0844			0913		0943			1013	1024		1043	1113	
Westbury (WSB)	d										0945						
Trowbridge (TRO)	d										0952						
Melksham (MKM)	d										1001						
Chippenham (CPM)	d			0857			0928c		0956		1011	1026			1056	1126	
Cheltenham Spa (CNM)	d		0755					0903						1003			
Gloucester (GCR)	7 d		0814					0919						1019			
Stonehouse (SHU)	d		0826					0930						1030			
Stroud (STD)	d		0831					0934						1035			
Kemble (KEM)	d		0847					0949						1049			
Swindon (SWI)	a	0849	0900	0910	0918	0937	0943	1003	1008	1018	1028	1038	1047	1102	1109	1119	1138
Swindon (SWI)	d	0850	0902	0915	0920	0941	0945	1004	1010	1022		1041	1048	1104	1111	1120	1151
Didcot Parkway (DID)	d		0919		0936		1002	1021	1027				1105	1120	1128		1208
Reading (RDG)	7 a	0917	0932	0939	0949	1008	1015	1033	1039	1050		1107	1118	1133	1140	1145	1207
London Paddington (PAD)	15 a	0944	0959	1006	1014	1036	1045	1059	1107	1120		1134	1146	1159	1209	1211	1236

**NOTES** (see introductory pages for explanation of train operator codes and standard symbols)

- a Arrival time
- d Departure time
- c Arrives 4 minutes earlier

- C From Worcester Shrub Hill
- D Also calls at Ferryside 0735 and Kidwelly 0741


# West Wales, Swansea, Cardiff, Weston-S.M, Bristol, Cheltenham Spa and Swindon to Reading and London

## Mondays to Fridays

Operator Days of operation/Notes 1st Class/Reservations/Bus/Ferry Catering facilities	GW 113 113	GW 113 113	GW 113 113	GW 113 113	GW 113 113	GW 113 113	GW 113 113	GW 113 113	GW 113 113	GW 113 113	GW 113 113	GW 113 113	GW 113 113	GW 113 113	GW 113 113	GW 113 113	GW 113 113	GW 113 113
Carmarthen (CMN)	d		0921												1127			
Pembrey & Burry Port (PBY)	d		0942												1148			
Llanelli (LLE)	7 d		0950												1155			
Swansea (SWA)	d		1022						1122						1222			
Neath (NTH)	d		1035						1134						1234			
Port Talbot Parkway (PTA)	d		1042						1143						1241			
Bridgend (BGN)	d		1055						1156						1254			
Cardiff Central (CDF)	7 d		1118		1150				1218		1250				1318			1350
Newport (South Wales) (NWP)	d		1131		1204				1235		1304				1331			1404
Taunton (TAU)	d																	
Bridgwater (BWT)	d																	
Highbridge & Burnham (HIG)	d																	
Weston-super-Mare (WSM)	d			1123												1326	1326	
Weston Milton (WNM)	d																	
Worle (WOR)	d			1129												1332	1332	
Yatton (YAT)	d			1135												1338	1338	
Nailsea & Backwell (NLS)	d			1141												1344	1344	
Bristol Temple Meads (BRI)	10 d		1130		1200				1230		1300			1330		1400	1400	
Bristol Parkway (BPW)	7 d			1155		1225				1255		1327e			1355e			1427
Bath Spa (BTH)	7 d		1143		1213				1243		1313			1343		1413	1413	
Westbury (WSB)	d					1217												
Trowbridge (TRO)	d					1223												
Melksham (MKM)	d					1233												
Chippenham (CPM)	d		1156		1226		1244		1256		1326			1356		1426	1426	
Cheltenham Spa (CNM)	d	1103						1203					1303					
Gloucester (GCR)	7 d	1119						1219					1319					
Stonehouse (SHU)	d	1130						1230					1331					
Stroud (STD)	d	1135						1235					1335					
Kemble (KEM)	d	1149						1249					1350					
Swindon (SWI)	a	1202	1208	1218	1238	1247	1301	1302	1308	1318	1338	1350	1403	1408	1419	1439	1439	1450
Swindon (SWI)	d	1204	1211	1220	1240	1249		1304	1311	1320	1341	1352	1405	1411	1420	1441	1441	1451
Didcot Parkway (DID)	d	1220	1228			1305		1320	1328		1358		1421	1428		1458	1458	
Reading (RDG)	7 a	1233	1240	1244	1307	1317		1333	1341	1346	1411	1416	1433	1440	1445	1511	1511	1516
London Paddington (PAD)	15 a	1259	1307	1310	1334	1345		1359	1405	1412	1435	1444	1459	1507	1512	1536	1539	1544

**NOTES** (see introductory pages for explanation of train operator codes and standard symbols)

- a** Arrival time
- d** Departure time
- e** Arrives 3 minutes earlier

- E** Runs until 2 October
- F** Runs from 5 October
-  Pullman restaurant car service is available when boarding at highlighted times

# West Wales, Swansea, Cardiff, Weston-S.M, Bristol, Cheltenham Spa and Swindon to Reading and London

## Mondays to Fridays

Operator 1st Class/Reservations/Bus/Ferry Catering facilities	GW	GW 113	GW 113	GW 113	GW 113	GW 113	GW 113	GW 113	GW 113	GW 113	GW 113	GW 113	GW 113	GW 113	GW 113	GW 113	GW 113
Carmarthen (CMN)	d															1420	
Pembrey & Burry Port (PBY)	d															1440	
Llanelli (LLE)	7 d															1448	
Swansea (SWA)	d			1322					1422							1522	
Neath (NTH)	d			1334					1434							1534	
Port Talbot Parkway (PTA)	d			1341					1441							1541	
Bridgend (BGN)	d			1354					1454							1554	
Cardiff Central (CDF)	7 d			1418		1454			1518		1554					1621	1650
Newport (South Wales) (NWP)	d			1431		1507			1531		1607					1635	1705
Taunton (TAU)	d																
Bridgwater (BWT)	d																
Highbridge & Burnham (HIG)	d																
Weston-super-Mare (WSM)	d									1528							
Weston Milton (WNM)	d																
Worle (WOR)	d									1534							
Yatton (YAT)	d									1540							
Nailsea & Backwell (NLS)	d									1546							
Bristol Temple Meads (BRI)	10 d		1430	1500			1530		1600				1630		1700		
Bristol Parkway (BPW)	7 d		1452	1527			1556		1628				1655		1727		
Bath Spa (BTH)	7 d		1443	1513			1543		1613				1643		1713		
Westbury (WSB)	d	1418											1623				
Trowbridge (TRO)	d	1424											1629				
Melksham (MKM)	d	1434											1639				
Chippenham (CPM)	d	1444		1456	1526		1556		1626				1649	1656		1726	
Cheltenham Spa (CNM)	d		1403				1503					1603					
Gloucester (GCR)	7 d		1419				1519					1619					
Stonehouse (SHU)	d		1430				1530					1630					
Stroud (STD)	d		1434				1534					1634					
Kemble (KEM)	d		1449				1549					1649					
Swindon (SWI)	a	1501	1503	1508	1516	1538	1550	1602	1608	1619	1638	1651	1703	1706	1710	1717	1739
Swindon (SWI)	d		1504	1511	1519	1541	1551	1604	1611	1620	1641	1653	1704		1712	1719	1741
Didcot Parkway (DID)	d		1521	1528		1558	1620	1628		1658		1721			1736	1758	
Reading (RDG)	7 a		1533	1541	1545	1611	1616	1633	1641	1645	1711	1718	1733		1737	1748	1811
London Paddington (PAD)	15 a		1558	1607	1609	1638	1641	1700	1705	1712	1735	1744	1759		1805	1813	1839

**NOTES** (see introductory pages for explanation of train operator codes and standard symbols)

a Arrival time  
d Departure time

# West Wales, Swansea, Cardiff, Weston-S.M, Bristol, Cheltenham Spa and Swindon to Reading and London

## Mondays to Fridays

Operator Days of operation/Notes 1st Class/Reservations/Bus/Ferry Catering facilities	GW 113 113	GW G 113 113	GW 113 113	GW H 113 113	GW 113 113	GW 113 113	GW 113 113	GW 113 113	GW 113 113	GW 113 113	GW 113 113	GW 113 113	GW 113 113	GW 113 113	GW 113 113	GW 113 113	GW 113 113
Carmarthen (CMN)	d									1619							
Pembrey & Burry Port (PBY)	d									1640							
Llanelli (LLE)	7 d									1648							
Swansea (SWA)	d			1622						1722					1823		
Neath (NTH)	d			1634						1734					1835		
Port Talbot Parkway (PTA)	d			1641						1741					1842		
Bridgend (BGN)	d			1654						1754					1855		
Cardiff Central (CDF)	7 d			1718		1750				1818					1918		
Newport (South Wales) (NWP)	d			1731		1803				1831					1931		
Taunton (TAU)	d																
Bridgwater (BWT)	d																
Highbridge & Burnham (HIG)	d																
Weston-super-Mare (WSM)	d				1729							1829					
Weston Milton (WNM)	d																
Worle (WOR)	d				1735							1835					
Yatton (YAT)	d				1741							1841					
Nailsea & Backwell (NLS)	d				1747							1847					
Bristol Temple Meads (BRI)	10 d		1729		1800			1830				1900		1930		2000	
Bristol Parkway (BPW)	7 d			1755		1827				1853				1955			
Bath Spa (BTH)	7 d		1745		1813			1843				1913		1943		2013	
Westbury (WSB)	d										1837						2006
Trowbridge (TRO)	d										1843						2012
Melksham (MKM)	d										1853						2022
Chippenham (CPM)	d		1757		1826			1856			1904	1926		1956		2026	2032
Cheltenham Spa (CNM)	d	1703						1803					1902				2002
Gloucester (GCR)	7 d	1719			1750			1819					1919				2019
Stonehouse (SHU)	d	1730			1802			1830					1932				2030
Stroud (STD)	d	1735			1807			1834					1936				2035
Kemble (KEM)	d	1750			1820			1850					1951				2050
Swindon (SWI)	a	1803	1810	1818	1835	1839	1850	1903	1908	1917	1921	1938	2004	2008	2018	2038	2048
Swindon (SWI)	d	1804	1811	1819		1841	1851	1904	1911	1917		1940	2006	2011	2020	2041	
Didcot Parkway (DID)	d	1821	1828			1858		1921	1928	1935		1958		2028		2058	
Reading (RDG)	7 a	1833	1841	1845		1911	1916	1933	1941	1947		2012	2034	2041	2044	2111	
London Paddington (PAD)	15 a	1901	1908	1916		1937	1944	1959	2007	2014		2036	2101	2108	2110	2135	2207

**NOTES** (see introductory pages for explanation of train operator codes and standard symbols)

a Arrival time  
d Departure time

G Also calls at Keynsham 1736  
H To Salisbury

# West Wales, Swansea, Cardiff, Weston-S.M, Bristol, Cheltenham Spa and Swindon to Reading and London

## Mondays to Fridays

Operator Days of operation/Notes 1st Class/Reservations/Bus/Ferry Catering facilities	GW 113 113	GW J 113 113	GW 113 113	GW 113 113	GW 113 113	GW FO 113 113	GW FX 113 113	GW K 113 113	GW 113 113	GW 113 113
Carmarthen (CMN)	d	1820				2020	2020			
Pembrey & Burry Port (PBY)	d	1840				2040	2040			
Llanelli (LLE)	7 d	1849				2048	2048			
Swansea (SWA)	d	1919			2023	2123	2123			
Neath (NTH)	d	1931			2035	2135	2135			
Port Talbot Parkway (PTA)	d	1938			2042	2142	2142			
Bridgend (BGN)	d	1953			2055	2155	2155			
Cardiff Central (CDF)	7 d	2018			2120	2217	2217			
Newport (South Wales) (NWP)	d	2032			2133	2234	2234			
Taunton (TAU)	d		2003					2124		
Bridgwater (BWT)	d		2014							
Highbridge & Burnham (HIG)	d									
Weston-super-Mare (WSM)	d		2029							
Weston Milton (WNM)	d									
Worle (WOR)	d		2035							
Yatton (YAT)	d		2041							
Nailsea & Backwell (NLS)	d		2047							
Bristol Temple Meads (BRI)	10 d	2100						2200		2250
Bristol Parkway (BPW)	7 d	2055c			2154	2254a	2301a			
Bath Spa (BTH)	7 d	2113						2213		2305e
Westbury (WSB)	d		2116							
Trowbridge (TRO)	d		2122							
Melksham (MKM)	d		2132							
Chippenham (CPM)	d		2126	2142				2227		2318
Cheltenham Spa (CNM)	d			2102					2216	
Gloucester (GCR)	7 d			2119					2228	
Stonehouse (SHU)	d			2131					2240	
Stroud (STD)	d			2135					2245	
Kemble (KEM)	d			2150					2258	
Swindon (SWI)	a	2117	2139	2158	2203	2217		2240	2313	2331
Swindon (SWI)	d	2119	2141		2205	2219		2242		2332
Didcot Parkway (DID)	d		2158		2221			2259		2349
Reading (RDG)	7 a	2144	2211		2233	2243		2310		0003
London Paddington (PAD)	15 a	2209	2235		2301	2311		2359		0039

**NOTES** (see introductory pages for explanation of train operator codes and standard symbols)

- a Arrival time
- d Departure time
- c Arrives 4 minutes earlier
- e Arrives 3 minutes earlier

- J From Exeter St Davids
- K From Penzance

- FO Fridays only
- FX Not Fridays

# West Wales, Swansea, Cardiff, Weston-S.M, Bristol, Cheltenham Spa and Swindon to Reading and London

## Saturdays

Operator 1st Class/Reservations/Bus/Ferry Catering facilities	GW 11	GW 12	GW 13	GW 14	GW 15	GW 16	GW 17	GW 18	GW 19	GW 20	GW 21	GW 22	GW 23	GW 24	GW 25	GW 26	GW 27	GW 28	GW 29
Pembroke Dock (PMD)	d																		
Tenby (TEN)	d																		
Whitland (WTL)	d																		
Cardmarthen (CMN)	d																		
Pembrey & Burry Port (PBY)	d																		
Llanelli (LLE)	7 d																		
Swansea (SWA)	d	0356					0525		0552			0623			0654			0722	
Neath (NTH)	d	0408					0537		0604			0635			0706			0734	
Port Talbot Parkway (PTA)	d	0415					0544		0611			0642			0713			0742	
Bridgend (BGN)	d	0428					0557		0624			0655			0726			0754	
Cardiff Central (CDF)	7 d	0514					0620		0648			0718			0750			0823	
Newport (South Wales) (NWP)	d	0527					0633		0700			0730			0804			0836	
Taunton (TAU)	d														0657				
Bridgwater (BWT)	d														0708				
Highbridge & Burnham (HIG)	d														0715				
Weston-super-Mare (WSM)	d							0620							0727				
Weston Milton (WNM)	d																		
Worle (WOR)	d								0626						0733				
Yatton (YAT)	d								0632						0739				
Nailsea & Backwell (NLS)	d								0638						0745				
Bristol Temple Meads (BRI)	10 d	0530		0600			0630		0700			0730			0800			0830	
Bristol Parkway (BPW)	7 d		0554				0656c		0721			0752			0825			0858c	
Bath Spa (BTH)	7 d	0543		0613			0643		0713			0743			0813			0843	
Westbury (WSB)	d													0745					
Trowbridge (TRO)	d													0752					
Melksham (MKM)	d													0802					
Chippenham (CPM)	d	0556		0626			0656		0726			0756		0812	0826			0856	
Cheltenham Spa (CNM)	d				0548							0649					0757		
Gloucester (GCR)	7 d				0605							0711					0817		
Stonehouse (SHU)	d				0617							0725					0829		
Stroud (STD)	d				0622							0731					0834		
Kemble (KEM)	d				0637							0747					0849		
Swindon (SWI)	a	0608	0616	0638	0651		0708	0718	0738	0744	0800	0808	0814	0828	0838	0847	0902	0908	0921
Swindon (SWI)	d	0611	0618	0641		0700	0711	0720	0740	0747	0804	0811	0821		0840	0849	0904	0910	0923
Didcot Parkway (DID)	d	0627	0635	0657		0719	0728		0756	0803	0821	0828			0856	0905	0921	0927	
Reading (RDG)	7 a	0640	0648	0710		0733	0741	0745	0809	0816	0834	0841	0846		0909	0918	0934	0940	0948
London Paddington (PAD)	15 a	0705	0714	0737		0800	0805	0810	0835	0844	0859	0910	0914		0936	0944	1000	1007	1013

**NOTES** (see introductory pages for explanation of train operator codes and standard symbols)

- a Arrival time
- d Departure time
- c Arrives 3 minutes earlier



# West Wales, Swansea, Cardiff, Weston-S.M, Bristol, Cheltenham Spa and Swindon to Reading and London

## Saturdays

Operator	GW	GW	GW	GW	GW	GW	GW	GW	GW	GW	GW	GW	GW	GW	GW	GW	GW	GW
Days of operation/Notes	A	B					C				D	E						
1st Class/Reservations/Bus/Ferry	113	113	113	113	113	113	113				113	113		113	113	113	113	113
Catering facilities	113	113	113	113	113	113	113				113	113		113	113	113	113	113
Pembroke Dock (PMD)	d																	
Tenby (TEN)	d																	
Whitland (WTL)	d																	
Cardiff Central (CDF)	d						0724											
Pembrey & Burry Port (PBY)	d						0750											
Llanelli (LLE)	7 d						0757											
Swansea (SWA)	d			0747			0822									0923		
Neath (NTH)	d			0759			0834									0935		
Port Talbot Parkway (PTA)	d			0807			0842									0943		
Bridgend (BGN)	d			0819			0855									0956		
Cardiff Central (CDF)	7 d			0851			0919									1020		
Newport (South Wales) (NWP)	d			0904			0934									1034		
Taunton (TAU)	d	0757																
Bridgwater (BWT)	d	0808																
Highbridge & Burnham (HIG)	d	0815																
Weston-super-Mare (WSM)	d	0827													0958			
Weston Milton (WNM)	d																	
Worle (WOR)	d	0833													1004			
Yatton (YAT)	d	0839													1010			
Nailsea & Backwell (NLS)	d	0845													1016			
Bristol Temple Meads (BRI)	10 d	0858			0918		0930				1000	1000			1030		1100	
Bristol Parkway (BPW)	7 d			0928			0957						1024			1057e		
Bath Spa (BTH)	7 d	0912c			0931		0943				1014c	1014c			1043		1113	
Westbury (WSB)	d									0948								
Trowbridge (TRO)	d									0955								
Melksham (MKM)	d									1005								
Chippenham (CPM)	d	0925			0944		0956			1018	1027	1027			1056		1126	
Cheltenham Spa (CNM)	d		0846			0903								1003				1103
Gloucester (GCR)	7 d					0918								1019				1118
Stonehouse (SHU)	d		0902			0929								1030				1129
Stroud (STD)	d		0910e			0934								1035				1134
Kemble (KEM)	d		0925			0950								1051				1150
Swindon (SWI)	a	0937	0940	0951	0956	1003	1008	1019		1035	1040	1040	1048	1104s	1109	1119	1138	1203
Swindon (SWI)	d	0940		0952	0958	1005	1010	1021	1025		1042	1042	1049		1111	1121	1140	1146
Didcot Parkway (DID)	d	0957				1021	1027		1050		1059	1059	1107		1127		1157	1205
Reading (RDG)	7 a	1010		1018	1023	1034	1040	1048	1104		1112	1112	1121	1131	1140	1146	1210	1219
London Paddington (PAD)	15 a	1039		1044	1052	1059	1105	1114	1135		1137	1139	1149	1159	1205	1213	1235	1244

**NOTES** (see introductory pages for explanation of train operator codes and standard symbols)

- a Arrival time
- d Departure time
- s Stops to set down only
- c Arrives 3 minutes earlier
- e Arrives 4 minutes earlier

- A From Exeter St Davids
- B To Bristol Temple Meads
- C Also calls at Ferryside 0736 and Kidwelly 0742
- D Runs until 3 October
- E Runs from 10 October

# West Wales, Swansea, Cardiff, Weston-S.M, Bristol, Cheltenham Spa and Swindon to Reading and London

## Saturdays

Operator	GW	GW	GW	GW	GW	GW	GW	GW	GW	GW	GW	GW	GW	GW	GW	GW	GW	GW
Days of operation/Notes	10	10	10	10	10	10	10	10	10	10	10	10	10	10	10	10	10	10
1st Class/Reservations/Bus/Ferry	10	10	10	10	10	10	10	10	10	10	10	10	10	10	10	10	10	10
Catering facilities	10	10	10	10	10	10	10	10	10	10	10	10	10	10	10	10	10	10
Pembroke Dock (PMD)	d																	
Tenby (TEN)	d																	
Whitland (WTL)	d																	
Carmarthen (CMN)	d	0930																
Pembrey & Burry Port (PBY)	d	0951																
Llanelli (LLE)	7 d	0958																
Swansea (SWA)	d	1023						1121										1320
Neath (NTH)	d	1035						1133										1332
Port Talbot Parkway (PTA)	d	1043						1141										1340
Bridgend (BGN)	d	1056						1154										1353
Cardiff Central (CDF)	7 d	1120						1220										1421
Newport (South Wales) (NWP)	d	1133						1234										1434
Taunton (TAU)	d							1125										
Bridgwater (BWT)	d							1136										
Highbridge & Burnham (HIG)	d							1144										
Weston-super-Mare (WSM)	d							1158										
Weston Milton (WNM)	d											1302						1402
Worle (WOR)	d							1204										
Yatton (YAT)	d							1210										
Nailsea & Backwell (NLS)	d							1216										
Bristol Temple Meads (BRI)	10 d	1130		1200				1230		1300		1330						1430
Bristol Parkway (BPW)	7 d		1157c						1255									1458f
Bath Spa (BTH)	7 d	1143		1213				1243		1313		1343						1443
Westbury (WSB)	d					1217												
Trowbridge (TRO)	d					1223												
Melksham (MKM)	d					1233												
Chippenham (CPM)	d	1156		1226		1245		1256		1326		1356				1426	1445	1456
Cheltenham Spa (CNM)	d					1203					1303							1403
Gloucester (GCR)	7 d					1218					1319							1418
Stonehouse (SHU)	d					1229					1330							1429
Stroud (STD)	d					1234					1335							1434
Kemble (KEM)	d					1250					1350							1450
Swindon (SWI)	a	1208	1219	1238		1301	1303	1308	1317	1338	1403	1408	1419	1419	1438	1501	1503	1509
Swindon (SWI)	d	1211	1221	1240	1249		1304	1311	1319	1340	1404	1411	1421	1421	1440		1504	1511
Didcot Parkway (DID)	d	1228		1257	1306		1321	1328		1357	1421	1428			1457		1521	1528
Reading (RDG)	7 a	1241	1246	1310	1319		1334	1341	1346	1410	1434	1441	1446	1446	1510		1534	1541
London Paddington (PAD)	15 a	1305	1313	1335	1345		1401	1407	1412	1435	1459	1505	1512	1512	1535		1601	1605

**NOTES** (see introductory pages for explanation of train operator codes and standard symbols)

- a Arrival time
- d Departure time
- c Arrives 3 minutes earlier
- e Arrives 4 minutes earlier
- f Arrives 5 minutes earlier

- F Runs until 12 September. Also calls at Pembroke 1010, Manorbier 1024 and Saundersfoot 1046
- G Runs from 19 September

# West Wales, Swansea, Cardiff, Weston-S.M, Bristol, Cheltenham Spa and Swindon to Reading and London

## Saturdays

Operator	GW	GW	GW	GW	GW	GW	GW	GW	GW	GW	GW	GW	GW	GW	GW	GW	GW	GW	
Days of operation/Notes	H	G		J															
1st Class/Reservations/Bus/Ferry	1R	1R		1R	1R	1R	1R	1R	1R	1R	1R	1R	1R	1R	1R	1R	1R	1R	
Catering facilities	☐	☐		☐	☐	☐	☐	☐	☐	☐	☐	☐	☐	☐	☐	☐	☐	☐	
Pembroke Dock (PMD)	d																		
Tenby (TEN)	d																		
Whitland (WTL)	d																		
Carmarthen (CMN)	d						1330										1528		
Pembrey & Burry Port (PBY)	d						1351										1549		
Llanelli (LLE)	7 d						1358										1556		
Swansea (SWA)	d						1423					1523					1622		
Neath (NTH)	d						1435					1535					1634		
Port Talbot Parkway (PTA)	d						1443					1543					1641		
Bridgend (BGN)	d						1456					1556					1654		
Cardiff Central (CDF)	7 d			1441			1520					1623					1718		
Newport (South Wales) (NWP)	d			1455			1533					1636					1732		
Taunton (TAU)	d	1424																	
Bridgwater (BWT)	d																		
Highbridge & Burnham (HIG)	d																		
Weston-super-Mare (WSM)	d					1502					1602					1702			
Weston Milton (WNM)	d																		
Worle (WOR)	d																		
Yatton (YAT)	d					1513													
Nailsea & Backwell (NLS)	d																		
Bristol Temple Meads (BRI)	10 d	1500	1500		1519		1530		1600			1630		1700			1730	1800	
Bristol Parkway (BPW)	7 d			1517	1531c			1557c				1658c		1724			1757e		
Bath Spa (BTH)	7 d	1513	1513				1543		1613			1643		1713			1743	1813	
Westbury (WSB)	d										1623								
Trowbridge (TRO)	d										1629								
Melksham (MKM)	d										1639								
Chippenham (CPM)	d	1526	1526				1556		1626		1649	1656		1726			1756	1826	
Cheltenham Spa (CNM)	d					1503				1603						1703			
Gloucester (GCR)	7 d					1518				1618						1718			
Stonehouse (SHU)	d					1529				1629						1729			
Stroud (STD)	d					1534				1634						1734			
Kemble (KEM)	d					1550				1649						1750			
Swindon (SWI)	a	1538	1538	1543	1558	1603	1608	1619	1638	1702	1705	1709	1721	1738	1748	1803	1808	1819	1838
Swindon (SWI)	d	1540	1540	1546	1601		1611	1621	1640	1704		1711	1723	1740	1749	1804	1811	1821	1840
Didcot Parkway (DID)	d	1557	1557	1604	1619		1628		1657	1721		1728		1757	1807	1821	1828		1857
Reading (RDG)	7 a	1610	1610	1618	1632		1641	1646	1710	1734		1741	1748	1810	1821	1834	1841	1846	1910
London Paddington (PAD)	15 a	1637	1637	1644	1658		1707	1714	1735	1759		1805	1813	1835	1851	1859	1907	1913	1935

**NOTES** (see introductory pages for explanation of train operator codes and standard symbols)

- a Arrival time
- d Departure time
- c Arrives 3 minutes earlier
- e Arrives 4 minutes earlier

- G Runs from 19 September
- H Runs until 12 September. From Paignton
- J Runs until 12 September

# West Wales, Swansea, Cardiff, Weston-S.M, Bristol, Cheltenham Spa and Swindon to Reading and London

## Saturdays

Operator Days of operation/Notes 1st Class/Reservations/Bus/Ferry Catering facilities	GW	GW	GW	GW K	GW G	GW	GW	GW H	GW	GW	GW G	GW	GW	GW	GW	GW L	GW	GW
	11	11		11	11	11	11	11	11	11	11	11	11	11	11	11	11	11
Pembroke Dock (PMD)	d			1502														
Tenby (TEN)	d			1538														
Whitland (WTL)	d			1608														
Carmarthen (CMN)	d			1629					1730									
Pembrey & Burry Port (PBY)	d			1650					1751									
Llanelli (LLE)	7 d			1657					1758									
Swansea (SWA)	d			1723	1723				1823					1922			2022	
Neath (NTH)	d			1735	1735				1835					1934			2034	
Port Talbot Parkway (PTA)	d			1742	1742				1843					1942			2042	
Bridgend (BGN)	d			1755	1755				1855					1955			2054	
Cardiff Central (CDF)	7 d			1819	1819				1919					2022			2118	
Newport (South Wales) (NWP)	d			1832	1832				1933					2035			2132	
Taunton (TAU)	d							1827								1956		
Bridgwater (BWT)	d							1838								2007		
Highbridge & Burnham (HIG)	d							1845								2014		
Weston-super-Mare (WSM)	d		1802					1900								2026		
Weston Milton (WNM)	d																	
Worle (WOR)	d																	
Yatton (YAT)	d							1910								2036		
Nailsea & Backwell (NLS)	d															2042		
Bristol Temple Meads (BRI)	10 d		1830			1900		1930		2000						2100		
Bristol Parkway (BPW)	7 d			1858f	1858f				1956c					2056		2151a		
Bath Spa (BTH)	7 d		1843			1913		1943		2013						2115c		
Westbury (WSB)	d			1835							2008						2118	
Trowbridge (TRO)	d			1841							2015						2124	
Melksham (MKM)	d			1851							2024						2134	
Chippenham (CPM)	d		1856	1901		1926		1956		2026	2035					2128	2144	
Cheltenham Spa (CNM)	d	1803					1903					2003					2105	2132
Gloucester (GCR)	7 d	1818					1918					2018					2119	2145
Stonehouse (SHU)	d	1829					1929					2029					2131	2157
Stroud (STD)	d	1834					1934					2034					2136	2202
Kemble (KEM)	d	1850					1950					2050					2151	2215
Swindon (SWI)	a	1903	1908	1917	1921	1921	1939	2003	2008	2018	2038	2051	2103	2119	2140	2200	2204	2230
Swindon (SWI)	d		1911		1923	1923	1941	2005	2010	2020	2040		2104	2120	2142		2210	
Didcot Parkway (DID)	d		1928				1956	2022	2027		2056		2121	2137	2200		2228	
Reading (RDG)	7 a		1941		1948	1948	2010	2035	2040	2046	2110		2134	2150	2213		2241	
London Paddington (PAD)	15 a		2005		2013	2013	2035	2059	2108	2112	2135		2200	2214	2237		2306	

**NOTES** (see introductory pages for explanation of train operator codes and standard symbols)

- a Arrival time
- d Departure time
- c Arrives 3 minutes earlier
- f Arrives 5 minutes earlier

- G Runs from 19 September
- H Runs until 12 September. From Paignton
- K Runs until 12 September. Also calls at Pembroke 1510, Lamphey 1514, Manorbier 1523, Penally 1529, Saundersfoot 1546, Kilgetty 1549 and Narberth 1558
- L Runs until 12 September. From Weymouth

# West Wales, Swansea, Cardiff, Weston-S.M, Bristol, Cheltenham Spa and Swindon to Reading and London

## Saturdays

Operator	GW	GW	GW	GW
Days of operation/Notes	<b>M</b>	<b>N</b>		
1st Class/Reservations/Bus/Ferry	113	113	113	1
Catering facilities	⚓	⚓	⚓	⚓
Pembroke Dock (PMD)	d			
Tenby (TEN)	d			
Whitland (WTL)	d			
Carmarthen (CMN)	d			
Pembrey & Burry Port (PBY)	d			
Llanelli (LLE)	<b>7</b> d			
Swansea (SWA)	d			
Neath (NTH)	d			
Port Talbot Parkway (PTA)	d			
Bridgend (BGN)	d			
Cardiff Central (CDF)	<b>7</b> d			
Newport (South Wales) (NWP)	d			
Taunton (TAU)	d	<b>2119</b>	<b>2119</b>	2130
Bridgwater (BWT)	d			2141
Highbridge & Burnham (HIG)	d			2149
Weston-super-Mare (WSM)	d			2200
Weston Milton (WNM)	d			
Worle (WOR)	d			2206
Yatton (YAT)	d			2212
Nailsea & Backwell (NLS)	d			2218
Bristol Temple Meads (BRI)	<b>10</b> d	<b>2200</b>	<b>2200</b>	2230 2330
Bristol Parkway (BPW)	<b>7</b> d			
Bath Spa (BTH)	<b>7</b> d	<b>2214c</b>	<b>2214c</b>	2245c 2344c
Westbury (WSB)	d			
Trowbridge (TRO)	d			
Melksham (MKM)	d			
Chippenham (CPM)	d	<b>2227</b>	<b>2227</b>	2300c 2356s
Cheltenham Spa (CNM)	d			
Gloucester (GCR)	<b>7</b> d			
Stonehouse (SHU)	d			
Stroud (STD)	d			
Kemble (KEM)	d			
Swindon (SWI)	a	<b>2240</b>	<b>2240</b>	2312 0010
Swindon (SWI)	d	<b>2241</b>	<b>2241</b>	2315
Didcot Parkway (DID)	d	<b>2257</b>	<b>2257</b>	2332
Reading (RDG)	<b>7</b> a	<b>2310</b>	<b>2310</b>	2345
London Paddington (PAD)	<b>15</b> a	<b>2340</b>	<b>2342</b>	0024

**NOTES** (see introductory pages for explanation of train operator codes and standard symbols)

- a** Arrival time
- d** Departure time
- s** Stops to set down only
- c** Arrives 3 minutes earlier

- M** Runs until 3 October. From Penzance
- N** Runs from 10 October. From Penzance

# West Wales, Swansea, Cardiff, Weston-S.M, Bristol, Cheltenham Spa and Swindon to Reading and London

## Sundays

Operator Days of operation/Notes 1st Class/Reservations/Bus/Ferry Catering facilities	GW A 1◇ ⚡	GW B 1◇ ⚡	GW	GW 1B ⚡	GW C	GW	GW 1B ⚡	GW	GW B 1B ⚡	GW A 1B ⚡	GW 1B ⚡	GW	GW D 1B ⚡	GW 1B ⚡	GW E 1B ⚡	GW 1B ⚡	GW	GW
Carmarthen (CMN)	d																	
Pembrey & Burry Port (PBY)	d																	
Llanelli (LLE)	7 d																	
Swansea (SWA)	d								0755	0755			0835		0835	0923		
Neath (NTH)	d								0807	0807			0847		0847	0935		
Port Talbot Parkway (PTA)	d								0814	0814			0854		0854	0942		
Bridgend (BGN)	d								0827	0827			0907		0907	0955		
Cardiff Central (CDF)	7 d								0850	0850			0935		0935	1020		
Newport (South Wales) (NWP)	d								0908	0908			0952		0953	1033		
Taunton (TAU)	d																	
Bridgwater (BWT)	d																	
Highbridge & Burnham (HIG)	d																	
Weston-super-Mare (WSM)	d						0829											
Weston Milton (WNM)	d																	
Worle (WOR)	d						0835											
Yatton (YAT)	d						0841											
Nailsea & Backwell (NLS)	d						0847											
Bristol Temple Meads (BRI)	10 d	0745	0745		0830		0900		0934	0934	0955		1013	1000	1026f	1055		
Bristol Parkway (BPW)	7 d																	
Bath Spa (BTH)	7 d	0758	0758				0913							1013				
Westbury (WSB)	d				0816												1041	
Trowbridge (TRO)	d				0823												1046	
Melksham (MKM)	d				0832												1056	
Chippenham (CPM)	d	0810	0810		0842		0926							1026			1106	
Cheltenham Spa (CNM)	d											0928						
Gloucester (GCR)	7 d						0905					0940						
Stonehouse (SHU)	d						0917					0953						
Stroud (STD)	d						0922					0958						
Kemble (KEM)	d						0936					1011						
Swindon (SWI)	a	0823	0823		0852	0858	0938	0950	0958	0958	1018	1025	1036	1039	1049	1117	1123	
Swindon (SWI)	d	0824	0824	0837	0854		0915	0939	1000	1000	1019		1037	1040	1050	1119		1130
Didcot Parkway (DID)	d	0841	0841	0855	0909		0932	0955						1057				1148
Reading (RDG)	7 a	0854	0854	0909	0925		0944	1008	1025	1025	1044		1103	1111	1116	1144		1202
London Paddington (PAD)	15 a	0922	0924	0937	0950		1014	1036	1051	1054	1109		1127	1136	1141	1209		1231

**NOTES** (see introductory pages for explanation of train operator codes and standard symbols)

a Arrival time  
d Departure time  
f Arrives 8 minutes earlier

A Runs until 13 September  
B Runs from 20 September  
C From Warminster  
D Runs until 8 November  
E Runs from 15 November

# West Wales, Swansea, Cardiff, Weston-S.M, Bristol, Cheltenham Spa and Swindon to Reading and London

## Sundays

Operator Days of operation/Notes 1st Class/Reservations/Bus/Ferry Catering facilities	GW 113 113	GW 113 113	GW 113 113	GW 113 113	GW 113 113	GW 113 113	GW F 113	GW 113 113	GW 113 113	GW 113 113	GW B 113 113	GW A 113 113	GW 113 113	GW 113 113	GW 113 113	GW 113 113	GW G 113 113	GW 113 113
Carmarthen (CMN)	d													1125				
Pembrey & Burry Port (PBY)	d													1146				
Llanelli (LLE)	7 d													1153				
Swansea (SWA)	d			1022				1123						1223				
Neath (NTH)	d			1035				1135						1235				
Port Talbot Parkway (PTA)	d			1042				1142						1242				
Bridgend (BGN)	d			1055				1155						1255				
Cardiff Central (CDF)	7 d			1120				1220						1320				
Newport (South Wales) (NWP)	d			1133				1233						1333				
Taunton (TAU)	d																	
Bridgwater (BWT)	d																	
Highbridge & Burnham (HIG)	d																	
Weston-super-Mare (WSM)	d				1130											1328		
Weston Milton (WNM)	d																	
Worle (WOR)	d				1136											1334		
Yatton (YAT)	d				1142											1340		
Nailsea & Backwell (NLS)	d				1148											1346		
Bristol Temple Meads (BRI)	10 d	1100		1130	1200					1300	1300					1400		
Bristol Parkway (BPW)	7 d			1155	1225			1255	1302					1355				
Bath Spa (BTH)	7 d	1113		1142	1213					1313	1313					1413		
Westbury (WSB)	d						1213										1414	
Trowbridge (TRO)	d						1219										1421	
Melksham (MKM)	d						1231										1430	
Chippenham (CPM)	d	1126		1155	1226		1241				1326	1326				1426	1440	
Cheltenham Spa (CNM)	d		1047					1155					1300					1400
Gloucester (GCR)	7 d		1103					1212					1314					1417
Stonehouse (SHU)	d		1114					1228					1326					1430
Stroud (STD)	d		1119					1232					1332					1435
Kemble (KEM)	d		1134					1247					1345					1450
Swindon (SWI)	a	1138	1147		1217	1238	1248	1257	1300	1317	1325	1338	1338	1359	1417		1438	1457
Swindon (SWI)	d	1140	1148		1219	1240	1250			1319	1330	1340	1340		1419	1430	1440	
Didcot Parkway (DID)	d	1156	1205			1256	1308				1347	1356	1356			1449	1456	
Reading (RDG)	7 a	1209	1217		1244	1309	1322			1344	1401	1409	1409		1444	1502	1509	
London Paddington (PAD)	15 a	1235	1244	1254	1309	1335	1350			1409	1429	1435	1437		1509	1529	1536	

**NOTES** (see introductory pages for explanation of train operator codes and standard symbols)

- a Arrival time
- d Departure time
- A Runs until 13 September
- B Runs from 20 September
- F From Weymouth
- G From Frome

# West Wales, Swansea, Cardiff, Weston-S.M, Bristol, Cheltenham Spa and Swindon to Reading and London

## Sundays

Operator Days of operation/Notes 1st Class/Reservations/Bus/Ferry Catering facilities	GW	GW	GW	GW	GW	GW	GW	GW	GW	GW	GW	GW	GW	GW	GW	GW	GW	GW
	11	11		11	1		11		11			11	11		G	11		1
Carmarthen (CMN)	d													1415				
Pembrey & Burry Port (PBY)	d													1436				
Llanelli (LLE)	7 d													1446				
Swansea (SWA)	d		1323				1422							1523				
Neath (NTH)	d		1335				1434							1535				
Port Talbot Parkway (PTA)	d		1342				1441							1543				
Bridgend (BGN)	d		1355				1454							1554				
Cardiff Central (CDF)	7 d		1420				1515							1620			1650	
Newport (South Wales) (NWP)	d		1433				1529							1633			1704	
Taunton (TAU)	d																	
Bridgwater (BWT)	d																	
Highbridge & Burnham (HIG)	d																	
Weston-super-Mare (WSM)	d																	
Weston Milton (WNM)	d																	
Worle (WOR)	d																	
Yatton (YAT)	d																	
Nailsea & Backwell (NLS)	d																	
Bristol Temple Meads (BRI)	10 d	1430		1500					1600				1630			1700		
Bristol Parkway (BPW)	7 d		1455	1505			1555					1655				1726		
Bath Spa (BTH)	7 d	1443		1513					1613				1643			1713		
Westbury (WSB)	d													1652				
Trowbridge (TRO)	d													1658				
Melksham (MKM)	d													1708				
Chippenham (CPM)	d	1455		1526					1626				1655		1718	1726		
Cheltenham Spa (CNM)	d				1500						1601						1700	
Gloucester (GCR)	7 d				1513						1613						1717	
Stonehouse (SHU)	d				1526						1626						1729	
Stroud (STD)	d				1531						1631						1733	
Kemble (KEM)	d				1546						1645						1748	
Swindon (SWI)	a	1508	1517	1528	1538	1559		1617		1638	1659			1718	1734	1738	1749	1801
Swindon (SWI)	d	1509	1519	1530	1540		1606	1619	1630	1640		1703		1719		1740	1750	1807
Didcot Parkway (DID)	d			1548	1556				1648	1656						1756	1807	
Reading (RDG)	7 a	1535	1544	1602	1609		1633	1644	1702	1709		1730	1734	1745		1809	1821	1834
London Paddington (PAD)	15 a	1559	1609	1629	1635		1701	1709	1729	1735		1757	1759	1809		1836	1850	1902

**NOTES** (see introductory pages for explanation of train operator codes and standard symbols)

- a Arrival time  
d Departure time  
G From Frome



# West Wales, Swansea, Cardiff, Weston-S.M, Bristol, Cheltenham Spa and Swindon to Reading and London

## Sundays

Operator Days of operation/Notes 1st Class/Reservations/Bus/Ferry Catering facilities	GW 113 113	GW 113 113	GW	GW	GW 113 113	GW H	GW	GW	GW 113 113	GW 113 113	GW 113 113	GW	GW	GW 113 113	GW	GW J 113 113	GW	GW K 113 113	
Carmarthen (CMN)	d				1630											1920			
Pembrey & Burry Port (PBY)	d				1650											1947			
Llanelli (LLE)	7 d				1658											1954			
Swansea (SWA)	d	1625			1722					1823		1924				2020			
Neath (NTH)	d	1635			1735					1835		1936				2032			
Port Talbot Parkway (PTA)	d	1643			1742					1842		1942				2039			
Bridgend (BGN)	d	1656			1756					1855		1956				2052			
Cardiff Central (CDF)	7 d	1720			1820					1920		2020				2120			
Newport (South Wales) (NWP)	d	1733			1833					1933		2033				2135			
Taunton (TAU)	d																	2141	
Bridgwater (BWT)	d																		
Highbridge & Burnham (HIG)	d																		
Weston-super-Mare (WSM)	d																	2203	
Weston Milton (WNM)	d																		
Worle (WOR)	d																		
Yatton (YAT)	d																		
Nailsea & Backwell (NLS)	d																		
Bristol Temple Meads (BRI)	10 d		1800						1930					2100				2228	
Bristol Parkway (BPW)	7 d	1755		1825		1855				1955		2055				2155			
Bath Spa (BTH)	7 d		1813						1943					2113				2241	
Westbury (WSB)	d					1849							2038						
Trowbridge (TRO)	d					1855							2044						
Melksham (MKM)	d					1906							2054						
Chippenham (CPM)	d		1826			1917			1956					2106c	2126			2254	
Cheltenham Spa (CNM)	d				1800			1900				2000				2100		2200	
Gloucester (GCR)	7 d				1816			1911				2017				2116		2212	
Stonehouse (SHU)	d				1829			1923				2028				2128		2224	
Stroud (STD)	d				1833			1928				2033				2133		2229	
Kemble (KEM)	d				1848			1941				2048				2148		2243	
Swindon (SWI)	a	1817	1838	1848	1901	1916	1934		1955	2008	2017	2101	2117	2123	2138	2201	2218	2257	2305
Swindon (SWI)	d	1819	1840	1850		1919		1950		2010	2019		2119		2140		2219		2308
Didcot Parkway (DID)	d		1856	1906				2007		2027	2035		2135		2156		2236		2326
Reading (RDG)	7 a	1844	1909	1920		1943		2021		2040	2048		2148		2209		2249		2339
London Paddington (PAD)	15 a	1909	1936	1953		2009		2051		2109	2114		2214		2236		2327		0015

**NOTES** (see introductory pages for explanation of train operator codes and standard symbols)

- a Arrival time
- d Departure time
- c Arrives 3 minutes earlier
- H From Castle Cary
- J Also calls at Ferryside 1932 and Kidwelly 1939
- K From Plymouth